

Health Suite Services

Cony Middle/High School

2016/2017

Who Is In The Health Suite?

- Nurses
- School Social Worker
- Spurwink Case Management
- Kennebec Behavioral Health
 - Mental Health Clinicians
 - Substance Abuse Counselor

School year 2016-2017

Health Center Encounters

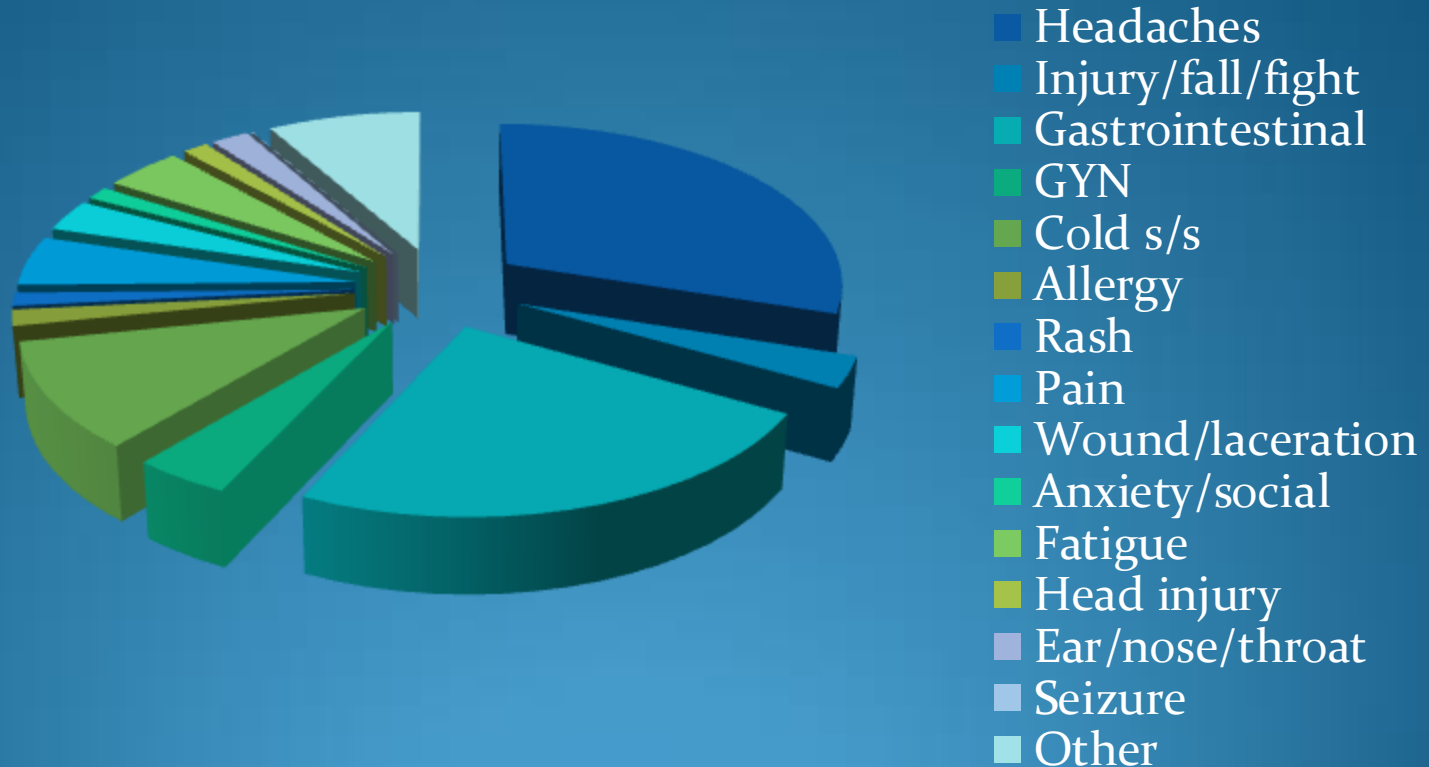
Total Encounters from 9/30-5/19 = 2978

- Encounters listed by “Reason”

- Headaches- 808 (27%)
 - Injury/fall/fight- 84 (2%)
 - Gastrointestinal- 644 (21%)
 - Gyn- 110 (3%)
 - Cold symptoms- 287 (9%)
 - Allergy- 43 (1%)
 - Rash- 35 (1%)
 - Pain -132 (4%)
 - Wound/laceration- 84 (2%)
 - Behavioral/anxiety- 35 (1%)
 - Orthopedic- 241 (8%)
 - Asthma- 45 (1%)
 - Fatigue- 115 (3%)
 - Concussion/head injury- 37 (1%)
 - Ear/eye/nose- 55 (1%)
 - Seizure- 1 (.001%)
 - Other (communication, assorted complaints) - 222 (7%)
-
- Medication administration scheduled 11 encounters a day (not captured by data above) 1705 in a year

Health Center Encounters School year 2016-2017

Reasons



Total encounters from 9/30/16-5/19/17 = 2978
Not captured in this graph or total are 1705 encounters
administering scheduled medications/treatments to students
as prescribed

School Social Worker


- Supportive services open to all students and their families served by Cony Middle/High School:
 - Student specific services including mental health crises, supportive counseling, conflict resolution, coping skills
 - Direct partnering and resource for student's parents/families and guardians
 - Direct partnering and resource for school staff to support student success (Teachers/Staff, SRO/RISP, McKinney-Vento Liaison)

School year 2016-2017

School Social Worker Encounters

Total encounters from 9/1/16-5/24/17 = 1,733

- **Encounters listed by “Reason”**
- **Student meeting 665 (38%)**
- **Crises 43 (3%)**
- **Parent/Guardian meeting (regarding students) 238 (14%)**
- **Staff meeting regarding students 607 (35%)**
- **Outside Provider meeting regarding students 180 (10%)**




- Student
- Crises
- Parent Guardian
- Staff (regarding students)
- Outside Providers

Total encounters from 9/1/16-5/24/17 = 1,733

Spurwink Case Management

- Coordinator of services needed by students and their families to help ensure school success.
 - What they do?
 - Work with youth and family around minimizing barriers to attending school
 - Coordinating with families through home visits, phone calls, and ongoing communication between home and school
 - Collaboration with school staff
 - Attend school meetings
 - Referring for further evaluations, specialized services.
Resources to meet basic needs and family/youth supports.

- **School Year 2016-2017**
- **Spurwink Case Management Total Encounters from 9/1/16-5/24/17 = 18**
- **Encounters listed by “Reason”**
- **Active Cases 3 (17⁰%)**
- **Closed Cases 6 (33⁰%)**
- **Declined Services 4 (22⁰%)**
- **No Contact 3 (17⁰%)**
- **Referred to outside provider 1 (5.5⁰%)**
- **No funding 1 (5.5⁰%)**



■ Active Cases

■ Closed

■ Declined Services

■ No Contact

■ Referred to Community Provider

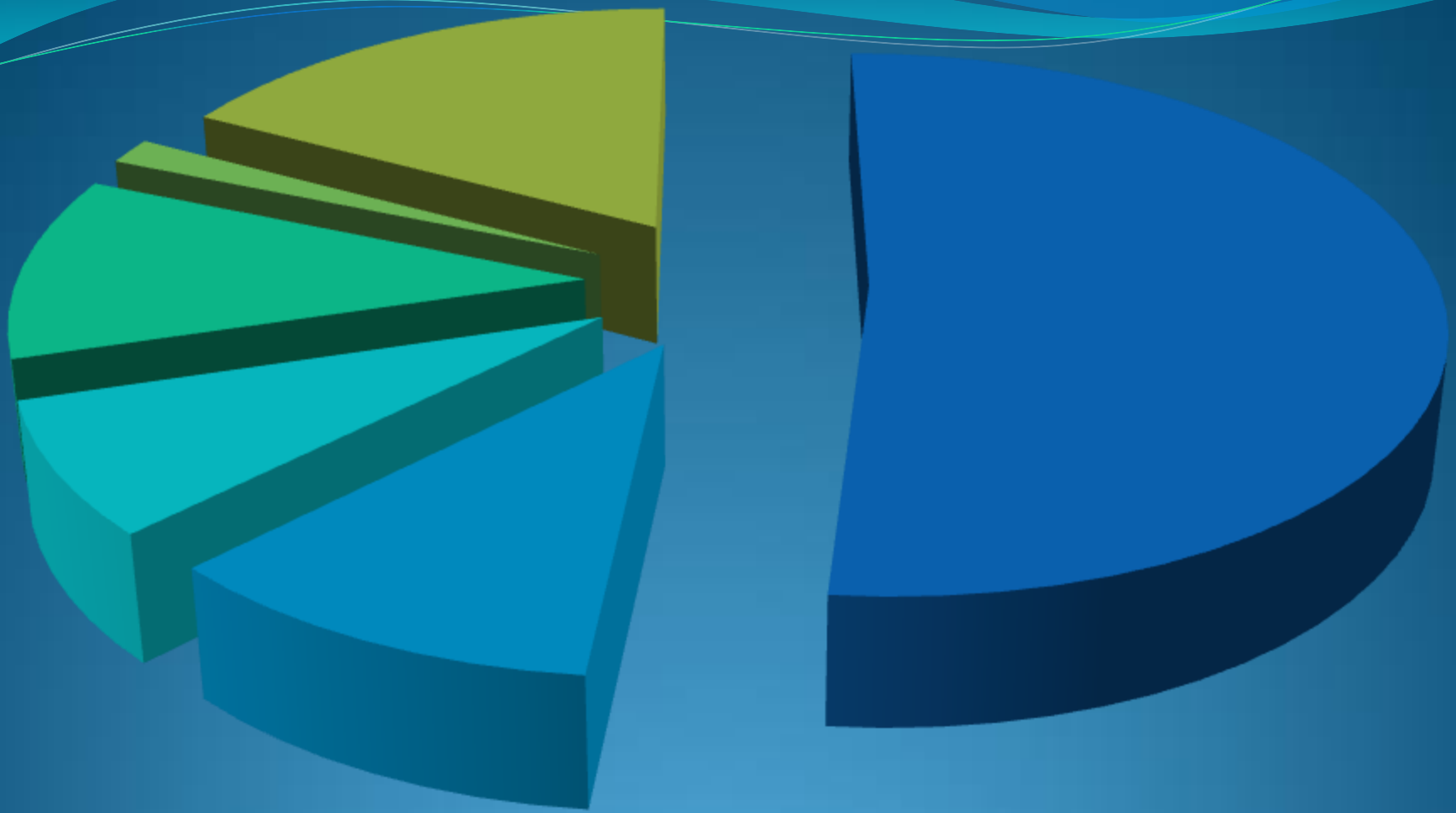
■ No Funding

Total Referrals: 18

Kennebec Behavioral Health Services

- Clinicians who provide weekly therapy to students
- Case Load of 20-25 students
- Require parental/guardian consent and active insurance
- Services are accessed through referral from Parents, Administrator, Guidance, School Social Worker, Nurse

- **School Year 2016-2017**
- **Kennebec Behavioral Health (KBH) Total Encounters from 9/1/16-5/24/17 = 64**
- **Encounters listed by “Reason”**
- **Active Cases 33 (51%)**
- **Referred to Outside Provider 7 (11%)**
- **Declined Services 11 (17%)**
- **Successful Completion 7 (11%)**
- **Withdrew from Cony 5 (8%)**
- **No funding 1 (2%)**



■ Active Cases

■ withdrew from Cony

■ funding issue

■ referred to community provider

■ successful completion

■ parent refusal

64 Total referrals