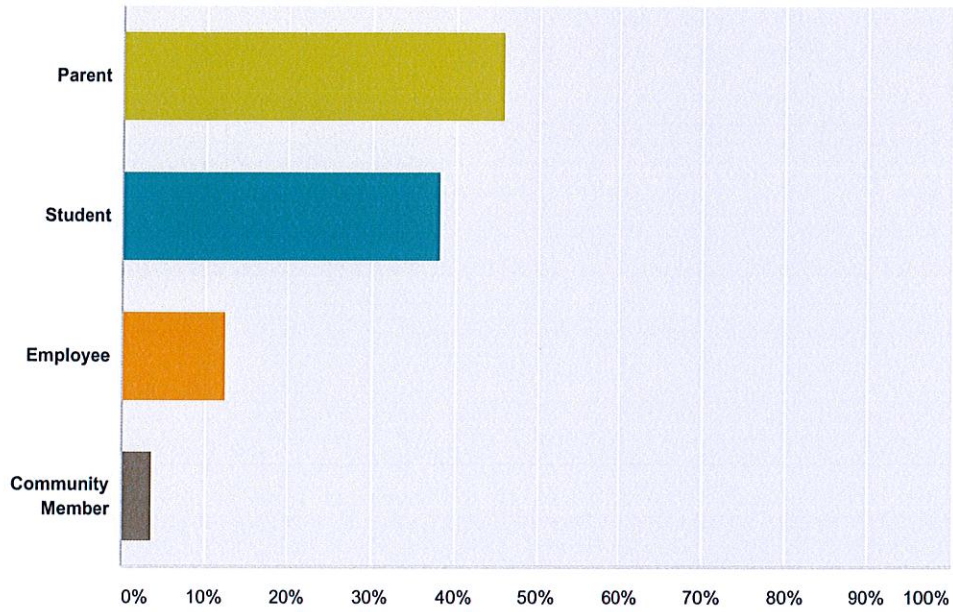


# School Start Time Survey

## Q1 I am responding to this survey in my role as:

Answered: 1,116 Skipped: 3

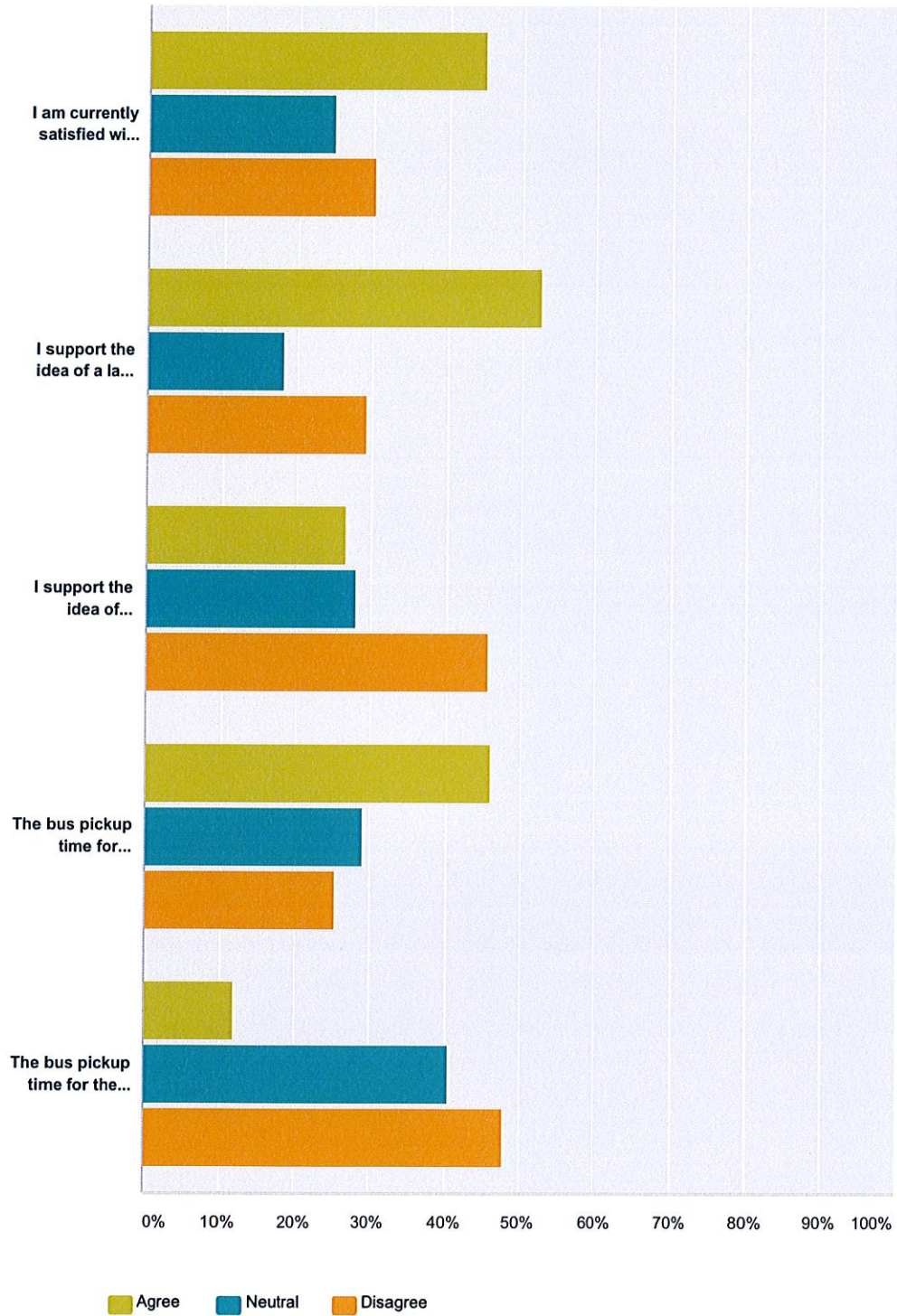


| Answer Choices   | Responses |              |
|------------------|-----------|--------------|
| Parent           | 45.88%    | 512          |
| Student          | 38.17%    | 426          |
| Employee         | 12.37%    | 138          |
| Community Member | 3.58%     | 40           |
| <b>Total</b>     |           | <b>1,116</b> |

# School Start Time Survey

## Q2 How do you feel about the following?

Answered: 1,112 Skipped: 7



|   | Agree         | Neutral       | Disagree      | Total |
|---|---------------|---------------|---------------|-------|
| I am currently satisfied with the start times at my school(s) | 44.84%<br>491 | 24.93%<br>273 | 30.23%<br>331 | 1,095 |

## School Start Time Survey

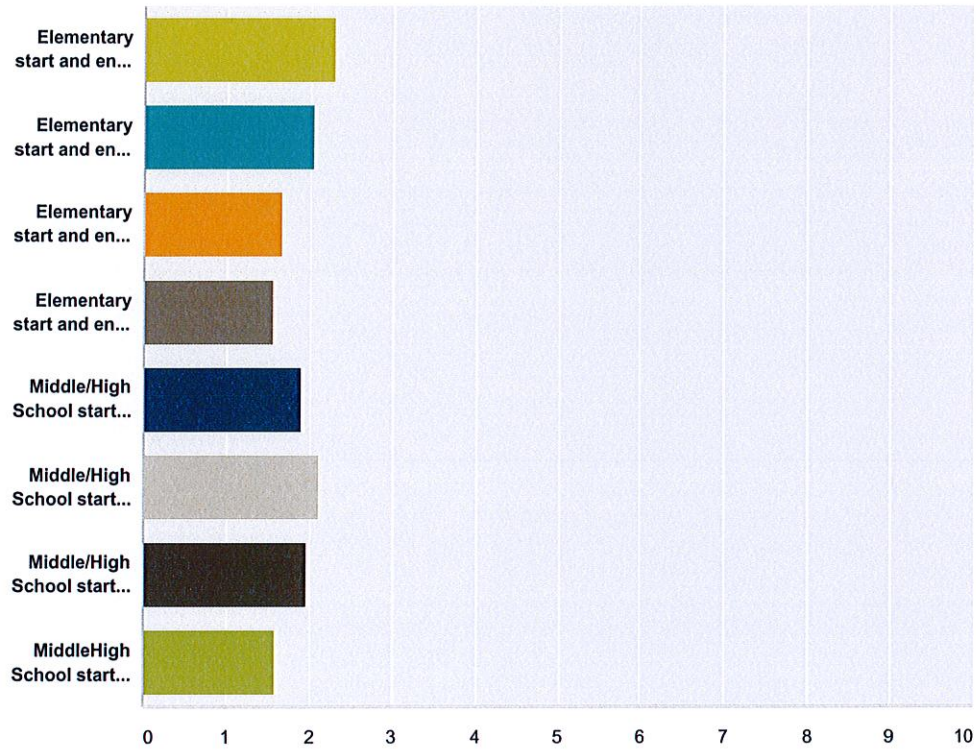
|   |                      |                      |                      |       |
|---|----------------------|----------------------|----------------------|-------|
| I support the idea of a later start for adolescent students                         | <b>52.56%</b><br>574 | <b>18.13%</b><br>198 | <b>29.30%</b><br>320 | 1,092 |
| I support the idea of elementary children starting earlier than adolescent students | <b>26.45%</b><br>287 | <b>28.02%</b><br>304 | <b>45.53%</b><br>494 | 1,085 |
| The bus pickup time for adolescent students is too early                            | <b>45.84%</b><br>496 | <b>28.93%</b><br>313 | <b>25.23%</b><br>273 | 1,082 |
| The bus pickup time for the elementary students is too early                        | <b>11.77%</b><br>127 | <b>40.50%</b><br>437 | <b>47.73%</b><br>515 | 1,079 |



## School Start Time Survey

### Q3 How do you feel about the following school start and end time options?

Answered: 1,118 Skipped: 1



|  | Agree         | Neutral       | Disagree      | Total | Weighted Average |
|--|---------------|---------------|---------------|-------|------------------|
| Elementary start and end times (8:20-2:45)         | 48.44%<br>514 | 31.95%<br>339 | 19.60%<br>208 | 1,061 | 2.29             |
| Elementary start and end times (8:00-2:25)         | 35.18%<br>374 | 34.90%<br>371 | 29.92%<br>318 | 1,063 | 2.05             |
| Elementary start and end times (7:45-2:10)         | 19.83%<br>209 | 26.28%<br>277 | 53.89%<br>568 | 1,054 | 1.66             |
| Elementary start and end times (9:00-3:25)         | 16.63%<br>174 | 22.94%<br>240 | 60.42%<br>632 | 1,046 | 1.56             |
| Middle/High School start and end times (7:10-1:45) | 35.47%<br>376 | 17.64%<br>187 | 46.89%<br>497 | 1,060 | 1.89             |
| Middle/High School start and end times (8:00-2:35) | 45.62%<br>490 | 19.55%<br>210 | 34.82%<br>374 | 1,074 | 2.11             |
| Middle/High School start and end times (7:45-2:15) | 36.18%<br>381 | 23.84%<br>251 | 39.98%<br>421 | 1,053 | 1.96             |
| Middle/High School start and end times (9:00-3:35) | 22.05%<br>234 | 15.08%<br>160 | 62.87%<br>667 | 1,061 | 1.59             |